



**Filtration**

## 4 Way Coolant Test Kit

### Cummins Filtration

Catalogue number: CC8997-A  
Version No: 1.1  
Safety Data Sheet

Issue Date: 03/09/2018  
Print Date: 03/09/2018  
S.GHS.CAN.EN

## SECTION 1 IDENTIFICATION

### Product Identifier

Product name	4 Way Coolant Test Kit
Synonyms	Not Available
Other means of identification	Not Available

### Recommended use of the chemical and restrictions on use

Relevant identified uses	Reagent
--------------------------	---------

### Name, address, and telephone number of the chemical manufacturer, importer, or other responsible party

Registered company name	Cummins Filtration
Address	1200 Fleetguard Rd Cookeville TN United States
Telephone	1-800-223-4583
Fax	Not Available
Website	www.cumminsfiltration.com
Email	fleetmaster.us@cummins.com

### Emergency phone number

Association / Organisation	Chemtrec
Emergency telephone numbers	1-800-424-9300
Other emergency telephone numbers	+1-703-527-3887

## SECTION 2 HAZARD(S) IDENTIFICATION

### Classification of the substance or mixture

Classification	Skin Corrosion/Irritation Category 1A, Serious Eye Damage Category 1
----------------	--

### Label elements

Hazard pictogram(s)	
---------------------	--

SIGNAL WORD	<b>DANGER</b>
-------------	---------------

### Hazard statement(s)

H314	Causes severe skin burns and eye damage.
------	--

### Hazard(s) not otherwise specified

Not Applicable

### Precautionary statement(s) Prevention

P260	Do not breathe dust/fume/gas/mist/vapours/spray.
P280	Wear protective gloves/protective clothing/eye protection/face protection.

Continued...

**Precautionary statement(s) Response**

P301+P330+P331	IF SWALLOWED: Rinse mouth. Do NOT induce vomiting.
P303+P361+P353	IF ON SKIN (or hair): Take off immediately all contaminated clothing. Rinse skin with water [or shower].
P305+P351+P338	IF IN EYES: Rinse cautiously with water for several minutes. Remove contact lenses, if present and easy to do. Continue rinsing.
P310	Immediately call a POISON CENTER/doctor/physician/first aider.
P363	Wash contaminated clothing before reuse.
P304+P340	IF INHALED: Remove person to fresh air and keep comfortable for breathing.

**Precautionary statement(s) Storage**

P405	Store locked up.
------	------------------

**Precautionary statement(s) Disposal**

P501	Dispose of contents/container in accordance with local regulations.
------	---

**SECTION 3 COMPOSITION / INFORMATION ON INGREDIENTS****Substances**

See section below for composition of Mixtures

**Mixtures**

CAS No	%[weight]	Name
7664-93-9	7-10	sulfuric acid

The specific chemical identity and/or exact percentage (concentration) of composition has been withheld as a trade secret.

**SECTION 4 FIRST-AID MEASURES****Description of first aid measures**

<b>Eye Contact</b>	<p>If this product comes in contact with the eyes:</p> <ul style="list-style-type: none"> <li>▶ Immediately hold eyelids apart and flush the eye continuously with running water.</li> <li>▶ Ensure complete irrigation of the eye by keeping eyelids apart and away from eye and moving the eyelids by occasionally lifting the upper and lower lids.</li> <li>▶ Continue flushing until advised to stop by the Poisons Information Centre or a doctor, or for at least 15 minutes.</li> <li>▶ Transport to hospital or doctor without delay.</li> <li>▶ Removal of contact lenses after an eye injury should only be undertaken by skilled personnel.</li> </ul>
<b>Skin Contact</b>	<p>If skin or hair contact occurs:</p> <ul style="list-style-type: none"> <li>▶ Immediately flush body and clothes with large amounts of water, using safety shower if available.</li> <li>▶ Quickly remove all contaminated clothing, including footwear.</li> <li>▶ Wash skin and hair with running water. Continue flushing with water until advised to stop by the Poisons Information Centre.</li> <li>▶ Transport to hospital, or doctor.</li> </ul>
<b>Inhalation</b>	<ul style="list-style-type: none"> <li>▶ If fumes or combustion products are inhaled remove from contaminated area.</li> <li>▶ Lay patient down. Keep warm and rested.</li> <li>▶ Prosthesis such as false teeth, which may block airway, should be removed, where possible, prior to initiating first aid procedures.</li> <li>▶ Apply artificial respiration if not breathing, preferably with a demand valve resuscitator, bag-valve mask device, or pocket mask as trained. Perform CPR if necessary.</li> <li>▶ Transport to hospital, or doctor, without delay.</li> </ul>
<b>Ingestion</b>	<ul style="list-style-type: none"> <li>▶ For advice, contact a Poisons Information Centre or a doctor at once.</li> <li>▶ Urgent hospital treatment is likely to be needed.</li> <li>▶ <b>If swallowed do NOT induce vomiting.</b></li> <li>▶ If vomiting occurs, lean patient forward or place on left side (head-down position, if possible) to maintain open airway and prevent aspiration.</li> <li>▶ Observe the patient carefully.</li> <li>▶ Never give liquid to a person showing signs of being sleepy or with reduced awareness; i.e. becoming unconscious.</li> <li>▶ Give water to rinse out mouth, then provide liquid slowly and as much as casualty can comfortably drink.</li> <li>▶ Transport to hospital or doctor without delay.</li> </ul>

**Indication of any immediate medical attention and special treatment needed**

Treat symptomatically.

For acute or short term repeated exposures to strong acids:

- ▶ Airway problems may arise from laryngeal edema and inhalation exposure. Treat with 100% oxygen initially.
- ▶ Respiratory distress may require cricothyroidotomy if endotracheal intubation is contraindicated by excessive swelling.
- ▶ Intravenous lines should be established immediately in all cases where there is evidence of circulatory compromise.
- ▶ Strong acids produce a coagulation necrosis characterised by formation of a coagulum (eschar) as a result of the desiccating action of the acid on proteins in specific tissues.

INGESTION:

- ▶ Immediate dilution (milk or water) within 30 minutes post ingestion is recommended.
- ▶ **DO NOT attempt to neutralise the acid since exothermic reaction may extend the corrosive injury.**
- ▶ Be careful to avoid further vomit since re-exposure of the mucosa to the acid is harmful. Limit fluids to one or two glasses in an adult.
- ▶ Charcoal has no place in acid management.
- ▶ Some authors suggest the use of lavage within 1 hour of ingestion.

SKIN:

- ▶ Skin lesions require copious saline irrigation. Treat chemical burns as thermal burns with non-adherent gauze and wrapping.
- ▶ Deep second-degree burns may benefit from topical silver sulfadiazine.

EYE:

- ▶ Eye injuries require retraction of the eyelids to ensure thorough irrigation of the conjunctival cul-de-sacs. Irrigation should last at least 20-30 minutes. **DO NOT use neutralising agents or any other additives.** Several litres of saline are required.

- ▶ Cycloplegic drops, (1% cyclopentolate for short-term use or 5% homatropine for longer term use) antibiotic drops, vasoconstrictive agents or artificial tears may be indicated dependent on the severity of the injury.
- ▶ Steroid eye drops should only be administered with the approval of a consulting ophthalmologist).

[Ellenhorn and Barceloux: Medical Toxicology]

## SECTION 5 FIRE-FIGHTING MEASURES

### Extinguishing media

- ▶ There is no restriction on the type of extinguisher which may be used.
- ▶ Use extinguishing media suitable for surrounding area.

### Special hazards arising from the substrate or mixture

Fire Incompatibility	None known.
----------------------	-------------

### Special protective equipment and precautions for fire-fighters

Fire Fighting	<ul style="list-style-type: none"> <li>▶ Alert Fire Brigade and tell them location and nature of hazard.</li> <li>▶ Wear breathing apparatus plus protective gloves in the event of a fire.</li> <li>▶ Prevent, by any means available, spillage from entering drains or water courses.</li> <li>▶ Use fire fighting procedures suitable for surrounding area.</li> <li>▶ <b>DO NOT</b> approach containers suspected to be hot.</li> <li>▶ Cool fire exposed containers with water spray from a protected location.</li> <li>▶ If safe to do so, remove containers from path of fire.</li> <li>▶ Equipment should be thoroughly decontaminated after use.</li> </ul>
Fire/Explosion Hazard	<ul style="list-style-type: none"> <li>▶ Non combustible.</li> <li>▶ Not considered to be a significant fire risk.</li> <li>▶ Acids may react with metals to produce hydrogen, a highly flammable and explosive gas.</li> <li>▶ Heating may cause expansion or decomposition leading to violent rupture of containers.</li> <li>▶ May emit corrosive, poisonous fumes. May emit acrid smoke.</li> </ul> <p>May emit poisonous fumes. May emit corrosive fumes.</p>

## SECTION 6 ACCIDENTAL RELEASE MEASURES

### Personal precautions, protective equipment and emergency procedures

See section 8

### Environmental precautions

See section 12

### Methods and material for containment and cleaning up

Minor Spills	<ul style="list-style-type: none"> <li>▶ Clean up all spills immediately.</li> <li>▶ Avoid breathing vapours and contact with skin and eyes.</li> <li>▶ Control personal contact with the substance, by using protective equipment.</li> <li>▶ Contain and absorb spill with sand, earth, inert material or vermiculite.</li> <li>▶ Wipe up.</li> <li>▶ Place in a suitable, labelled container for waste disposal.</li> </ul>
Major Spills	<p>Moderate hazard.</p> <ul style="list-style-type: none"> <li>▶ Clear area of personnel and move upwind.</li> <li>▶ Alert Fire Brigade and tell them location and nature of hazard.</li> <li>▶ Wear breathing apparatus plus protective gloves.</li> <li>▶ Prevent, by any means available, spillage from entering drains or water course.</li> <li>▶ Stop leak if safe to do so.</li> <li>▶ Contain spill with sand, earth or vermiculite.</li> <li>▶ Collect recoverable product into labelled containers for recycling.</li> <li>▶ Neutralise/decontaminate residue (see Section 13 for specific agent).</li> <li>▶ Collect solid residues and seal in labelled drums for disposal.</li> <li>▶ Wash area and prevent runoff into drains.</li> <li>▶ After clean up operations, decontaminate and launder all protective clothing and equipment before storing and re-using.</li> <li>▶ If contamination of drains or waterways occurs, advise emergency services.</li> </ul>

Personal Protective Equipment advice is contained in Section 8 of the SDS.

## SECTION 7 HANDLING AND STORAGE

### Precautions for safe handling

Safe handling	<ul style="list-style-type: none"> <li>▶ Avoid all personal contact, including inhalation.</li> <li>▶ Wear protective clothing when risk of exposure occurs.</li> <li>▶ Use in a well-ventilated area.</li> <li>▶ Prevent concentration in hollows and sumps.</li> <li>▶ <b>DO NOT enter confined spaces until atmosphere has been checked.</b></li> <li>▶ <b>DO NOT allow material to contact humans, exposed food or food utensils.</b></li> <li>▶ Avoid contact with incompatible materials.</li> <li>▶ <b>When handling, DO NOT eat, drink or smoke.</b></li> <li>▶ Keep containers securely sealed when not in use.</li> <li>▶ Avoid physical damage to containers.</li> <li>▶ Always wash hands with soap and water after handling.</li> </ul>
---------------	--

	<ul style="list-style-type: none"> <li>▶ Work clothes should be laundered separately. Launder contaminated clothing before re-use.</li> <li>▶ Use good occupational work practice.</li> <li>▶ Observe manufacturer's storage and handling recommendations contained within this SDS.</li> <li>▶ Atmosphere should be regularly checked against established exposure standards to ensure safe working conditions are maintained.</li> </ul>
<b>Other information</b>	

**Conditions for safe storage, including any incompatibilities**

<b>Suitable container</b>	<ul style="list-style-type: none"> <li>▶ Lined metal can, lined metal pail/ can.</li> <li>▶ Plastic pail.</li> <li>▶ Polyliner drum.</li> <li>▶ Packing as recommended by manufacturer.</li> <li>▶ Check all containers are clearly labelled and free from leaks.</li> </ul>
<b>Storage incompatibility</b>	<ul style="list-style-type: none"> <li>▶ Reacts with mild steel, galvanised steel / zinc producing hydrogen gas which may form an explosive mixture with air.</li> <li>▶ Avoid strong bases.</li> </ul>

**SECTION 8 EXPOSURE CONTROLS / PERSONAL PROTECTION****Control parameters****OCCUPATIONAL EXPOSURE LIMITS (OEL)****INGREDIENT DATA**

Source	Ingredient	Material name	TWA	STEL	Peak	Notes
Canada - Yukon Permissible Concentrations for Airborne Contaminant Substances	sulfuric acid	Sulphuric acid	1 mg/m3	1 mg/m3	Not Available	Not Available
Canada - Nova Scotia Occupational Exposure Limits	sulfuric acid	Sulfuric acid	0.2 mg/m3	Not Available	Not Available	TLV Basis: pulmonary function. A2 = as contained in strong inorganic acid mists
Canada - Alberta Occupational Exposure Limits	sulfuric acid	Sulphuric acid	1 mg/m3	3 mg/m3	Not Available	Not Available
Canada - Saskatchewan Occupational Health and Safety Regulations - Contamination Limits	sulfuric acid	Sulphuric acid, (thoracic fraction++)	0.2 mg/m3	0.6 mg/m3	Not Available	T20, strong acid mists only
Canada - Manitoba Occupational Exposure Limits	sulfuric acid	Not Available	0.2 mg/m3	Not Available	Not Available	Not Available
Canada - Quebec Permissible Exposure Values for Airborne Contaminants (English)	sulfuric acid	Sulfuric acid	1 mg/m3	3 mg/m3	Not Available	Not Available
Canada - Northwest Territories Occupational Exposure Limits (English)	sulfuric acid	Sulphuric acid, (thoracic fraction)	0.2 mg/m3	0.6 mg/m3	Not Available	Schedule R, strong acid mists only
Canada - British Columbia Occupational Exposure Limits	sulfuric acid	Sulfuric acid, Thoracic	0.2 mg/m3	Not Available	Not Available	(M) - refers to sulfuric acid contained in strong inorganic acid mists.
Canada - Prince Edward Island Occupational Exposure Limits	sulfuric acid	Sulfuric acid	0.2 mg/m3	Not Available	Not Available	TLV® Basis: Pulm func

**EMERGENCY LIMITS**


Ingredient	Material name	TEEL-1	TEEL-2	TEEL-3
sulfuric acid	Sulfuric acid	Not Available	Not Available	Not Available

Ingredient	Original IDLH	Revised IDLH
sulfuric acid	15 mg/m3	Not Available

**Exposure controls**

<b>Appropriate engineering controls</b>	<p>Engineering controls are used to remove a hazard or place a barrier between the worker and the hazard. Well-designed engineering controls can be highly effective in protecting workers and will typically be independent of worker interactions to provide this high level of protection.</p> <p>The basic types of engineering controls are:</p> <p>Process controls which involve changing the way a job activity or process is done to reduce the risk.</p> <p>Enclosure and/or isolation of emission source which keeps a selected hazard "physically" away from the worker and ventilation that strategically "adds" and "removes" air in the work environment. Ventilation can remove or dilute an air contaminant if designed properly. The design of a ventilation system must match the particular process and chemical or contaminant in use.</p> <p>Employers may need to use multiple types of controls to prevent employee overexposure.</p> <p>Local exhaust ventilation usually required. If risk of overexposure exists, wear approved respirator. Correct fit is essential to obtain adequate protection. Supplied-air type respirator may be required in special circumstances. Correct fit is essential to ensure adequate protection. An approved self contained breathing apparatus (SCBA) may be required in some situations. Provide adequate ventilation in warehouse or closed storage area. Air contaminants generated in the workplace possess varying "escape" velocities which, in turn, determine the "capture velocities" of fresh circulating air required to effectively remove the contaminant.</p>						
	<table border="1"> <thead> <tr> <th>Type of Contaminant:</th> <th>Air Speed:</th> </tr> </thead> <tbody> <tr> <td>solvent, vapours, degreasing etc., evaporating from tank (in still air).</td> <td>0.25-0.5 m/s (50-100 f/min.)</td> </tr> <tr> <td>aerosols, fumes from pouring operations, intermittent container filling, low speed conveyer transfers, welding, spray drift, plating acid fumes, pickling (released at low velocity into zone of active generation)</td> <td>0.5-1 m/s (100-200 f/min.)</td> </tr> </tbody> </table>	Type of Contaminant:	Air Speed:	solvent, vapours, degreasing etc., evaporating from tank (in still air).	0.25-0.5 m/s (50-100 f/min.)	aerosols, fumes from pouring operations, intermittent container filling, low speed conveyer transfers, welding, spray drift, plating acid fumes, pickling (released at low velocity into zone of active generation)	0.5-1 m/s (100-200 f/min.)
	Type of Contaminant:	Air Speed:					
solvent, vapours, degreasing etc., evaporating from tank (in still air).	0.25-0.5 m/s (50-100 f/min.)						
aerosols, fumes from pouring operations, intermittent container filling, low speed conveyer transfers, welding, spray drift, plating acid fumes, pickling (released at low velocity into zone of active generation)	0.5-1 m/s (100-200 f/min.)						

4 Way Coolant Test Kit

	<p>direct spray, spray painting in shallow booths, drum filling, conveyer loading, crusher dusts, gas discharge (active generation into zone of rapid air motion)</p> <p>grinding, abrasive blasting, tumbling, high speed wheel generated dusts (released at high initial velocity into zone of very high rapid air motion).</p> <p>1-2.5 m/s (200-500 f/min.)</p> <p>2.5-10 m/s (500-2000 f/min.)</p> <p>Within each range the appropriate value depends on:</p> <table border="1"> <tr> <td>Lower end of the range</td> <td>Upper end of the range</td> </tr> <tr> <td>1: Room air currents minimal or favourable to capture</td> <td>1: Disturbing room air currents</td> </tr> <tr> <td>2: Contaminants of low toxicity or of nuisance value only.</td> <td>2: Contaminants of high toxicity</td> </tr> <tr> <td>3: Intermittent, low production.</td> <td>3: High production, heavy use</td> </tr> <tr> <td>4: Large hood or large air mass in motion</td> <td>4: Small hood-local control only</td> </tr> </table> <p>Simple theory shows that air velocity falls rapidly with distance away from the opening of a simple extraction pipe. Velocity generally decreases with the square of distance from the extraction point (in simple cases). Therefore the air speed at the extraction point should be adjusted, accordingly, after reference to distance from the contaminating source. The air velocity at the extraction fan, for example, should be a minimum of 1-2 m/s (200-400 f/min) for extraction of solvents generated in a tank 2 meters distant from the extraction point. Other mechanical considerations, producing performance deficits within the extraction apparatus, make it essential that theoretical air velocities are multiplied by factors of 10 or more when extraction systems are installed or used.</p>	Lower end of the range	Upper end of the range	1: Room air currents minimal or favourable to capture	1: Disturbing room air currents	2: Contaminants of low toxicity or of nuisance value only.	2: Contaminants of high toxicity	3: Intermittent, low production.	3: High production, heavy use	4: Large hood or large air mass in motion	4: Small hood-local control only
Lower end of the range	Upper end of the range										
1: Room air currents minimal or favourable to capture	1: Disturbing room air currents										
2: Contaminants of low toxicity or of nuisance value only.	2: Contaminants of high toxicity										
3: Intermittent, low production.	3: High production, heavy use										
4: Large hood or large air mass in motion	4: Small hood-local control only										
<b>Personal protection</b>											
<b>Eye and face protection</b>	<ul style="list-style-type: none"> <li>▶ Safety glasses with unperforated side shields may be used where continuous eye protection is desirable, as in laboratories; spectacles are not sufficient where complete eye protection is needed such as when handling bulk-quantities, where there is a danger of splashing, or if the material may be under pressure.</li> <li>▶ Chemical goggles whenever there is a danger of the material coming in contact with the eyes; goggles must be properly fitted.</li> <li>▶ Full face shield (20 cm, 8 in minimum) may be required for supplementary but never for primary protection of eyes; these afford face protection.</li> <li>▶ Alternatively a gas mask may replace splash goggles and face shields.</li> <li>▶ Contact lenses may pose a special hazard; soft contact lenses may absorb and concentrate irritants. A written policy document, describing the wearing of lenses or restrictions on use, should be created for each workplace or task. This should include a review of lens absorption and adsorption for the class of chemicals in use and an account of injury experience. Medical and first-aid personnel should be trained in their removal and suitable equipment should be readily available. In the event of chemical exposure, begin eye irrigation immediately and remove contact lens as soon as practicable. Lens should be removed at the first signs of eye redness or irritation - lens should be removed in a clean environment only after workers have washed hands thoroughly. [CDC NIOSH Current Intelligence Bulletin 59], [AS/NZS 1336 or national equivalent]</li> </ul>										
<b>Skin protection</b>	See Hand protection below										
<b>Hands/feet protection</b>	<ul style="list-style-type: none"> <li>▶ Elbow length PVC gloves</li> <li>▶ When handling corrosive liquids, wear trousers or overalls outside of boots, to avoid spills entering boots.</li> </ul>										
<b>Body protection</b>	See Other protection below										
<b>Other protection</b>	<ul style="list-style-type: none"> <li>▶ Overalls.</li> <li>▶ P.V.C. apron.</li> <li>▶ Barrier cream.</li> <li>▶ Skin cleansing cream.</li> <li>▶ Eye wash unit.</li> </ul>										
<b>Thermal hazards</b>	Not Available										

SECTION 9 PHYSICAL AND CHEMICAL PROPERTIES

Information on basic physical and chemical properties

<b>Appearance</b>	Colourless		
<b>Physical state</b>	Liquid	<b>Relative density (Water = 1)</b>	1.02-1.03
<b>Odour</b>	Sharp	<b>Partition coefficient n-octanol / water</b>	Not Available
<b>Odour threshold</b>	Not Available	<b>Auto-ignition temperature (°C)</b>	Not Available
<b>pH (as supplied)</b>	1.1-1.3	<b>Decomposition temperature</b>	Not Available
<b>Melting point / freezing point (°C)</b>	Not Available	<b>Viscosity (cSt)</b>	Not Available
<b>Initial boiling point and boiling range (°C)</b>	Not Available	<b>Molecular weight (g/mol)</b>	Not Available
<b>Flash point (°C)</b>	Not Available	<b>Taste</b>	Not Available
<b>Evaporation rate</b>	Not Available	<b>Explosive properties</b>	Not Available
<b>Flammability</b>	Not Available	<b>Oxidising properties</b>	Not Available
<b>Upper Explosive Limit (%)</b>	Not Available	<b>Surface Tension (dyn/cm or mN/m)</b>	Not Available
<b>Lower Explosive Limit (%)</b>	Not Available	<b>Volatile Component (%vol)</b>	Not Available
<b>Vapour pressure (kPa)</b>	Not Available	<b>Gas group</b>	Not Available
<b>Solubility in water (g/L)</b>	Miscible	<b>pH as a solution (1%)</b>	Not Available
<b>Vapour density (Air = 1)</b>	Not Available	<b>VOC g/L</b>	Not Available

4 Way Coolant Test Kit

**SECTION 10 STABILITY AND REACTIVITY**

<b>Reactivity</b>	See section 7
<b>Chemical stability</b>	<ul style="list-style-type: none"> <li>▶ Unstable in the presence of incompatible materials.</li> <li>▶ Product is considered stable.</li> <li>▶ Hazardous polymerisation will not occur.</li> </ul>
<b>Possibility of hazardous reactions</b>	See section 7
<b>Conditions to avoid</b>	See section 7
<b>Incompatible materials</b>	See section 7
<b>Hazardous decomposition products</b>	See section 5

**SECTION 11 TOXICOLOGICAL INFORMATION**

**Information on toxicological effects**

<b>Inhaled</b>	<p>The material can cause respiratory irritation in some persons. The body's response to such irritation can cause further lung damage. Corrosive acids can cause irritation of the respiratory tract, with coughing, choking and mucous membrane damage. There may be dizziness, headache, nausea and weakness.</p> <p>Not normally a hazard due to non-volatile nature of product</p> <p>The material has <b>NOT</b> been classified by EC Directives or other classification systems as "harmful by inhalation". This is because of the lack of corroborating animal or human evidence.</p>
<b>Ingestion</b>	<p>Ingestion of acidic corrosives may produce burns around and in the mouth, the throat and oesophagus. Immediate pain and difficulties in swallowing and speaking may also be evident.</p> <p>The material has <b>NOT</b> been classified by EC Directives or other classification systems as "harmful by ingestion". This is because of the lack of corroborating animal or human evidence.</p>
<b>Skin Contact</b>	<p>Skin contact with acidic corrosives may result in pain and burns; these may be deep with distinct edges and may heal slowly with the formation of scar tissue.</p> <p>Skin contact is not thought to have harmful health effects (as classified under EC Directives); the material may still produce health damage following entry through wounds, lesions or abrasions.</p> <p>Open cuts, abraded or irritated skin should not be exposed to this material</p> <p>Entry into the blood-stream, through, for example, cuts, abrasions or lesions, may produce systemic injury with harmful effects. Examine the skin prior to the use of the material and ensure that any external damage is suitably protected.</p>
<b>Eye</b>	<p>If applied to the eyes, this material causes severe eye damage.</p> <p>Direct eye contact with acid corrosives may produce pain, tears, sensitivity to light and burns. Mild burns of the epithelia generally recover rapidly and completely.</p>
<b>Chronic</b>	<p>Repeated or prolonged exposure to acids may result in the erosion of teeth, swelling and/or ulceration of mouth lining. Irritation of airways to lung, with cough, and inflammation of lung tissue often occurs.</p> <p>Long-term exposure to respiratory irritants may result in airways disease, involving difficulty breathing and related whole-body problems.</p> <p>Substance accumulation, in the human body, may occur and may cause some concern following repeated or long-term occupational exposure.</p>




<b>4 Way Coolant Test Kit</b>	<b>TOXICITY</b>	<b>IRRITATION</b>
	Not Available	Not Available
<b>sulfuric acid</b>	<b>TOXICITY</b>	<b>IRRITATION</b>
	Inhalation (guinea pig) LC50: 0.036 mg/l/8H <sup>[2]</sup>	Eye (rabbit): 1.38 mg SEVERE
	Oral (rat) LD50: 2140 mg/kg <sup>[2]</sup>	Eye (rabbit): 5 mg/30sec SEVERE

**Legend:** 1. Value obtained from Europe ECHA Registered Substances - Acute toxicity 2. \* Value obtained from manufacturer's SDS. Unless otherwise specified data extracted from RTECS - Register of Toxic Effect of chemical Substances

<b>SULFURIC ACID</b>	<p>Asthma-like symptoms may continue for months or even years after exposure to the material ends. This may be due to a non-allergic condition known as reactive airways dysfunction syndrome (RADS) which can occur after exposure to high levels of highly irritating compound. Main criteria for diagnosing RADS include the absence of previous airways disease in a non-atopic individual, with sudden onset of persistent asthma-like symptoms within minutes to hours of a documented exposure to the irritant. Other criteria for diagnosis of RADS include a reversible airflow pattern on lung function tests, moderate to severe bronchial hyperreactivity on methacholine challenge testing, and the lack of minimal lymphocytic inflammation, without eosinophilia. RADS (or asthma) following an irritating inhalation is an infrequent disorder with rates related to the concentration of and duration of exposure to the irritating substance. On the other hand, industrial bronchitis is a disorder that occurs as a result of exposure due to high concentrations of irritating substance (often particles) and is completely reversible after exposure ceases. The disorder is characterized by difficulty breathing, cough and mucus production.</p> <p><b>WARNING:</b> For inhalation exposure <u>ONLY</u>: This substance has been classified by the IARC as Group 1: <b>CARCINOGENIC TO HUMANS</b></p> <p>Occupational exposures to strong inorganic acid mists of sulfuric acid:</p>
----------------------	--

<b>Acute Toxicity</b>	☉	<b>Carcinogenicity</b>	☉
<b>Skin Irritation/Corrosion</b>	✔	<b>Reproductivity</b>	☉
<b>Serious Eye Damage/Irritation</b>	✔	<b>STOT - Single Exposure</b>	☉
<b>Respiratory or Skin sensitisation</b>	☉	<b>STOT - Repeated Exposure</b>	☉
<b>Mutagenicity</b>	☉	<b>Aspiration Hazard</b>	☉

4 Way Coolant Test Kit

Legend:  - Data available but does not fill the criteria for classification  
 - Data available to make classification  
 - Data Not Available to make classification

SECTION 12 ECOLOGICAL INFORMATION

Toxicity

4 Way Coolant Test Kit	ENDPOINT	TEST DURATION (HR)	SPECIES	VALUE	SOURCE
	Not Available	Not Available	Not Available	Not Available	Not Available

sulfuric acid	ENDPOINT	TEST DURATION (HR)	SPECIES	VALUE	SOURCE
	LC50	96	Fish	=8mg/L	1
	EC50	48	Crustacea	=42.5mg/L	1
	EC0	24	Crustacea	=30mg/L	1
	NOEC	7200	Fish	0.13mg/L	2

**Legend:** Extracted from 1. IUCLID Toxicity Data 2. Europe ECHA Registered Substances - Ecotoxicological Information - Aquatic Toxicity 3. EPIWIN Suite V3.12 (QSAR) - Aquatic Toxicity Data (Estimated) 4. US EPA, Ecotox database - Aquatic Toxicity Data 5. ECETOC Aquatic Hazard Assessment Data 6. NITE (Japan) - Bioconcentration Data 7. METI (Japan) - Bioconcentration Data 8. Vendor Data

Ecotoxicity:

The tolerance of water organisms towards pH margin and variation is diverse. Recommended pH values for test species listed in OECD guidelines are between 6.0 and almost 9. Acute testing with fish showed 96h-LC50 at about pH 3.5

**DO NOT discharge into sewer or waterways.**

Persistence and degradability

Ingredient	Persistence: Water/Soil	Persistence: Air
	No Data available for all ingredients	No Data available for all ingredients

Bioaccumulative potential

Ingredient	Bioaccumulation
	No Data available for all ingredients

Mobility in soil

Ingredient	Mobility
	No Data available for all ingredients

SECTION 13 DISPOSAL CONSIDERATIONS

Waste treatment methods

Product / Packaging disposal	
	<ul style="list-style-type: none"> <li>▶ Recycle wherever possible.</li> <li>▶ Consult manufacturer for recycling options or consult local or regional waste management authority for disposal if no suitable treatment or disposal facility can be identified.</li> <li>▶ Treat and neutralise at an approved treatment plant. Treatment should involve: Neutralisation with soda-ash or soda-lime followed by: burial in a land-fill specifically licensed to accept chemical and / or pharmaceutical wastes or Incineration in a licensed apparatus (after admixture with suitable combustible material).</li> <li>▶ Decontaminate empty containers with 5% aqueous sodium hydroxide or soda ash, followed by water. Observe all label safeguards until containers are cleaned and destroyed.</li> </ul>

SECTION 14 TRANSPORT INFORMATION

Labels Required

Marine Pollutant	
	NO

Land transport (TDG): NOT REGULATED FOR TRANSPORT OF DANGEROUS GOODS

Air transport (ICAO-IATA / DGR): NOT REGULATED FOR TRANSPORT OF DANGEROUS GOODS

Sea transport (IMDG-Code / GGVSee): NOT REGULATED FOR TRANSPORT OF DANGEROUS GOODS

Transport in bulk according to Annex II of MARPOL and the IBC code

Not Applicable

SECTION 15 REGULATORY INFORMATION

Safety, health and environmental regulations / legislation specific for the substance or mixture

This product has been classified in accordance with the hazard criteria of the Controlled Products Regulations and the SDS contains all the information required by the Controlled Products

Regulations.

#### SULFURIC ACID(7664-93-9) IS FOUND ON THE FOLLOWING REGULATORY LISTS

Canada - Northwest Territories Occupational Exposure Limits (English)	Canada - Saskatchewan Occupational Health and Safety Regulations - Designated Chemical Substances
Canada - Alberta Occupational Exposure Limits	Canada - Yukon Permissible Concentrations for Airborne Contaminant Substances
Canada - British Columbia Occupational Exposure Limits	Canada Categorization decisions for all DSL substances
Canada - Nova Scotia Occupational Exposure Limits	Canada Domestic Substances List (DSL)
Canada - Prince Edward Island Occupational Exposure Limits	Canada Forensic Identification Services Chemical Carcinogenicity Evaluation - Table 1 - Chemicals Considered for Assessment (English)
Canada - Prince Edward Island Occupational Exposure Limits - Carcinogens	International Agency for Research on Cancer (IARC) - Agents Classified by the IARC Monographs
Canada - Quebec Permissible Exposure Values for Airborne Contaminants (French)	International Air Transport Association (IATA) Dangerous Goods Regulations - Prohibited List Passenger and Cargo Aircraft
Canada - Saskatchewan Occupational Health and Safety Regulations - Contamination Limits	

National Inventory	Status
Australia - AICS	Y
Canada - DSL	Y
Canada - NDSL	N (sulfuric acid)
China - IECSC	Y
Europe - EINEC / ELINCS / NLP	Y
Japan - ENCS	Y
Korea - KECI	Y
New Zealand - NZIoC	Y
Philippines - PICCS	Y
USA - TSCA	Y
<b>Legend:</b>	Y = All ingredients are on the inventory N = Not determined or one or more ingredients are not on the inventory and are not exempt from listing(see specific ingredients in brackets)

## SECTION 16 OTHER INFORMATION

### Other information

Classification of the preparation and its individual components has drawn on official and authoritative sources as well as independent review by the Chemwatch Classification committee using available literature references.

The SDS is a Hazard Communication tool and should be used to assist in the Risk Assessment. Many factors determine whether the reported Hazards are Risks in the workplace or other settings. Risks may be determined by reference to Exposures Scenarios. Scale of use, frequency of use and current or available engineering controls must be considered.